

■ BM-7 | COMPACT PLATE AND PIPE BEVELLER

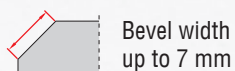
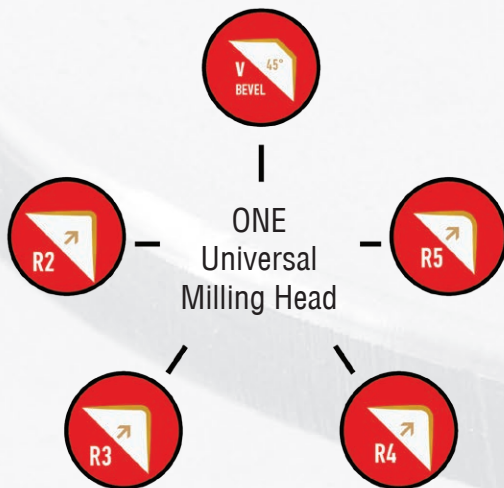
Small and lightweight beveling machine for milling plates, pipes and contour profiles.

Perfect solution for radius edge applying to steel sections before painting, to prevent rust build up on sharp edges.

Quick, simple to use beveller that creates a perfect radius (R2, R3, R4 or R5) in just one pass, saving time and money over conventional grinding methods.

■ Features & benefits

- lightweight and compact design
- small overall dimensions
- excellent for limited access
- continuous bevel width adjustments
- ideal for radius edge beveling
- one single 45 degrees milling head for both radius and V bevels



Bevel width up to 7 mm



Bevel radius R2, R3, R4 or R5



Countersinking Min. ID 35 mm



Top beveling



Arched edge beveling



Pipe OD beveling



Bevel angles 45°, 30° (option)



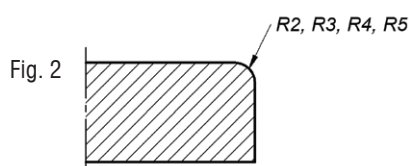
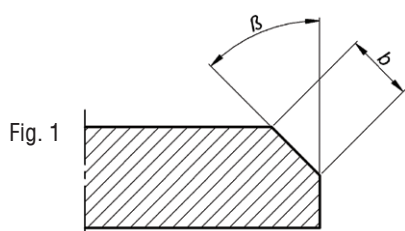
Min plate thickness 1.5 mm



Pipe ID beveling Min. ID 40mm

BM-7 TECHNICAL SPECIFICATION

Power supply	1~ 110–120 V, 50–60 Hz 1~ 220–240 V, 50–60 Hz
Motor	1100 W
Spindle speed (without load)	6500 rpm
Maximum bevel width (b)	7 mm (0.28"); Fig.1
Bevel angle (β , depending on milling head)	45°; 30° (option); Fig.1
Minimal diameter of countersinking	ca 35 mm (1.38")
Rounding edges	R2, R3, R4, R5; Fig. 2
Dimensions (L x W x H)	327 mm (12.9") x 142 mm (5.6") x 319 mm (12.5")
Weight (without milling head)	5.8 kg (13 lbs)
Product code (220-240 VAC)	UKS-0540-10-20-00-0
Product code (110-120 VAC)	UKS-0540-10-10-00-0



Standard set includes:

- BM-7 beveller including milling head 45° w/o inserts
- Plastic box
- Special wrench
- Torx T15 screwdriver
- Screw grease (5 g)
- Operator's Manual

Accessories:

- GLW-0540-08-00-00-0 Milling head 45° for cutting and radius bevels
- GLW-0540-09-00-00-0 Milling head 30° for cutting
- PLY-000391 Cutting insert for steel (4pcs required)
- PLY-000423 Cutting insert for aluminum (4pcs required)
- PLY-000360 Cutting insert R2 (4pcs required)
- PLY-000159 Cutting insert R3 (4pcs required)
- PLY-000160 Cutting insert R4 (4pcs required)
- PLY-000161 Cutting insert R5 (4pcs required)

Spare and consumable parts:

- SRB-000289 Insert Screw
- RLK-0540-08-02-00-0 Guiding roller
- SMR-000005 Screw grease (5 g)
- NKL-0540-15-00-00-0 Anti-scratch guide sticker
- SCZ-000009 Carbon brush for 115 V / 230 V
- UST-0509-16-00-00-0 Radius positioner (R2, R3, R4, R5)



Straight edge beveling with radius



Arched edge beveling with radius



Plate beveling



Pipe beveling



Countersinking



PROMOTECH Sp. z o.o.
ul. Elewatorska 23/1, 15-620 BIAŁYSTOK, POLAND
tel. (+48 85) 678 34 05, fax (+48 85) 662 78 77
marketing@promotech.eu www.promotech.eu

Your local dealer:

